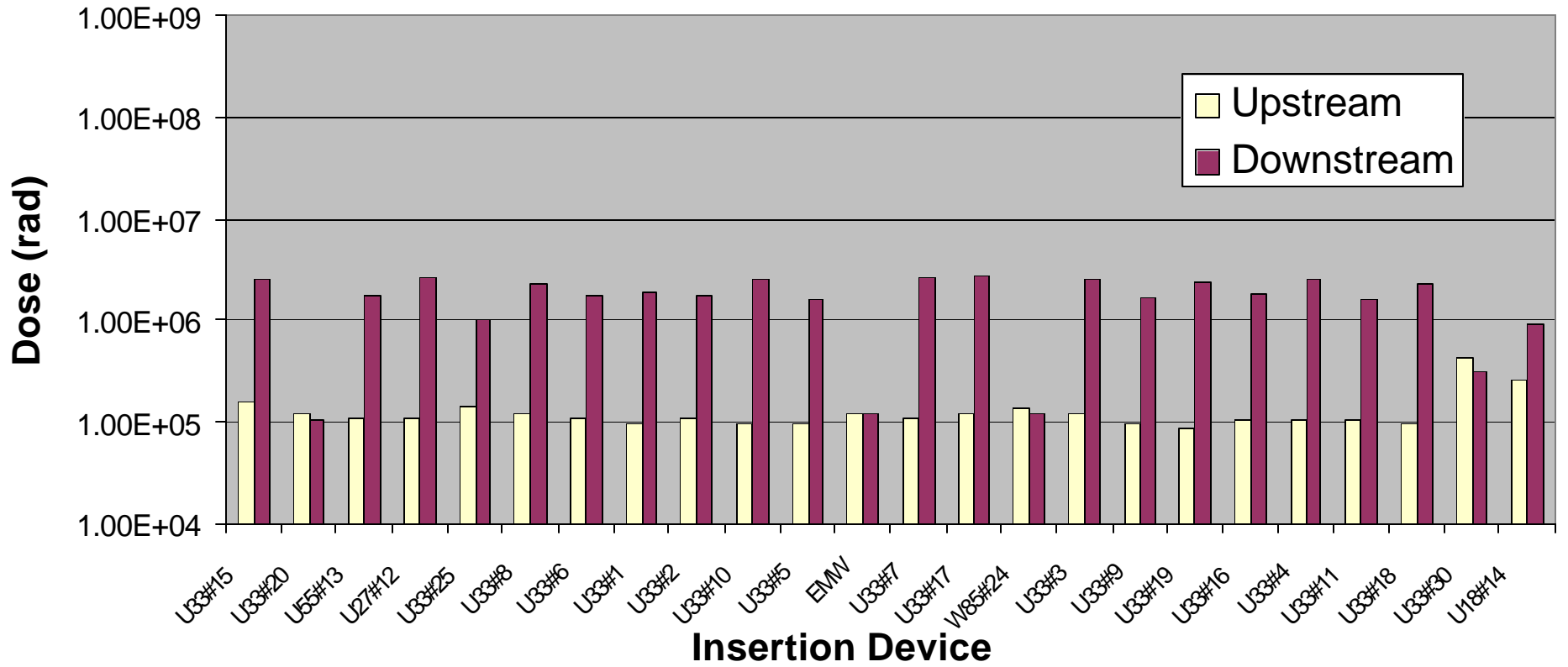


Dose Measurements of Insertion Devices

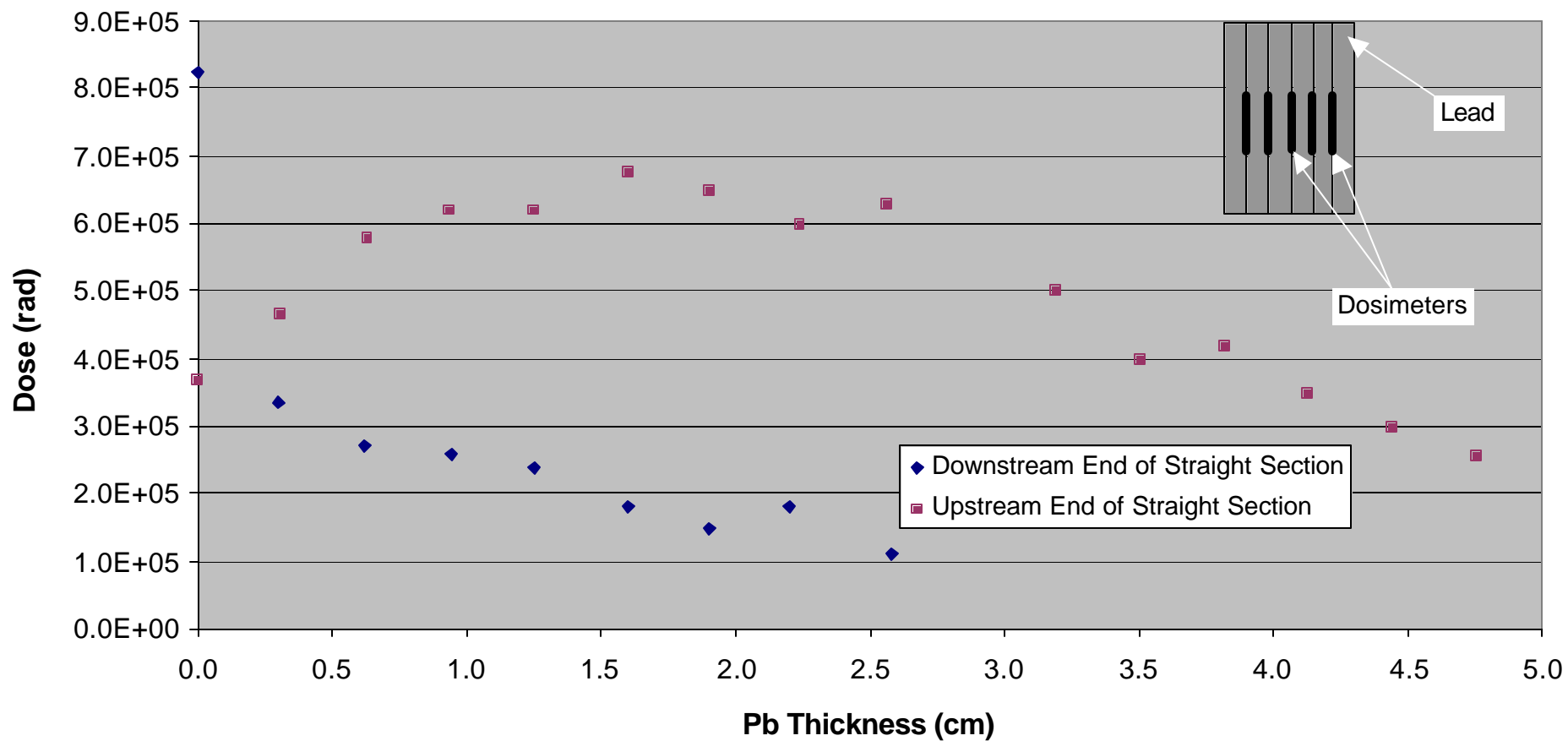
P.K. Job and J. Alderman

Absorbed Dose Per Insertion Device

Run 2000-2

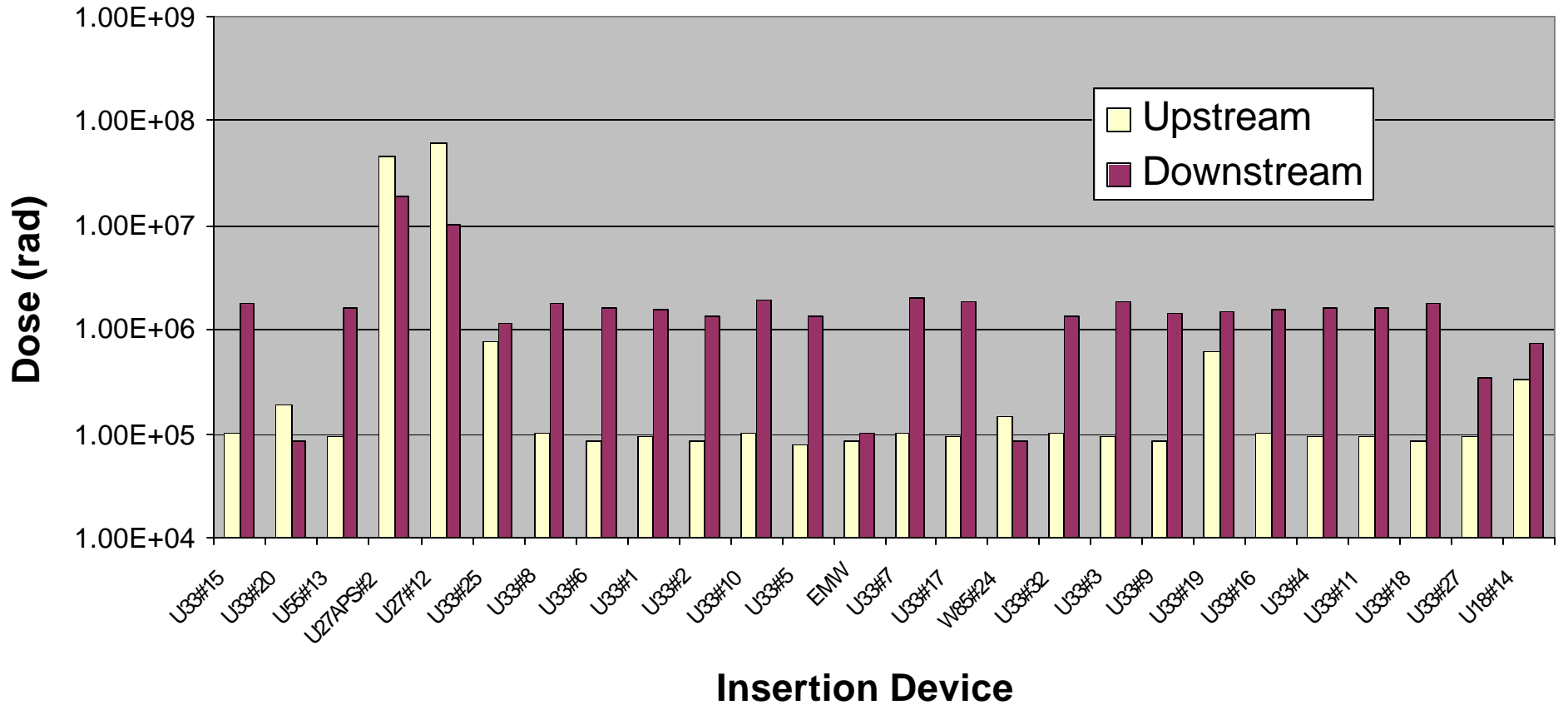


Depth Dose Profile Measurements in Lead



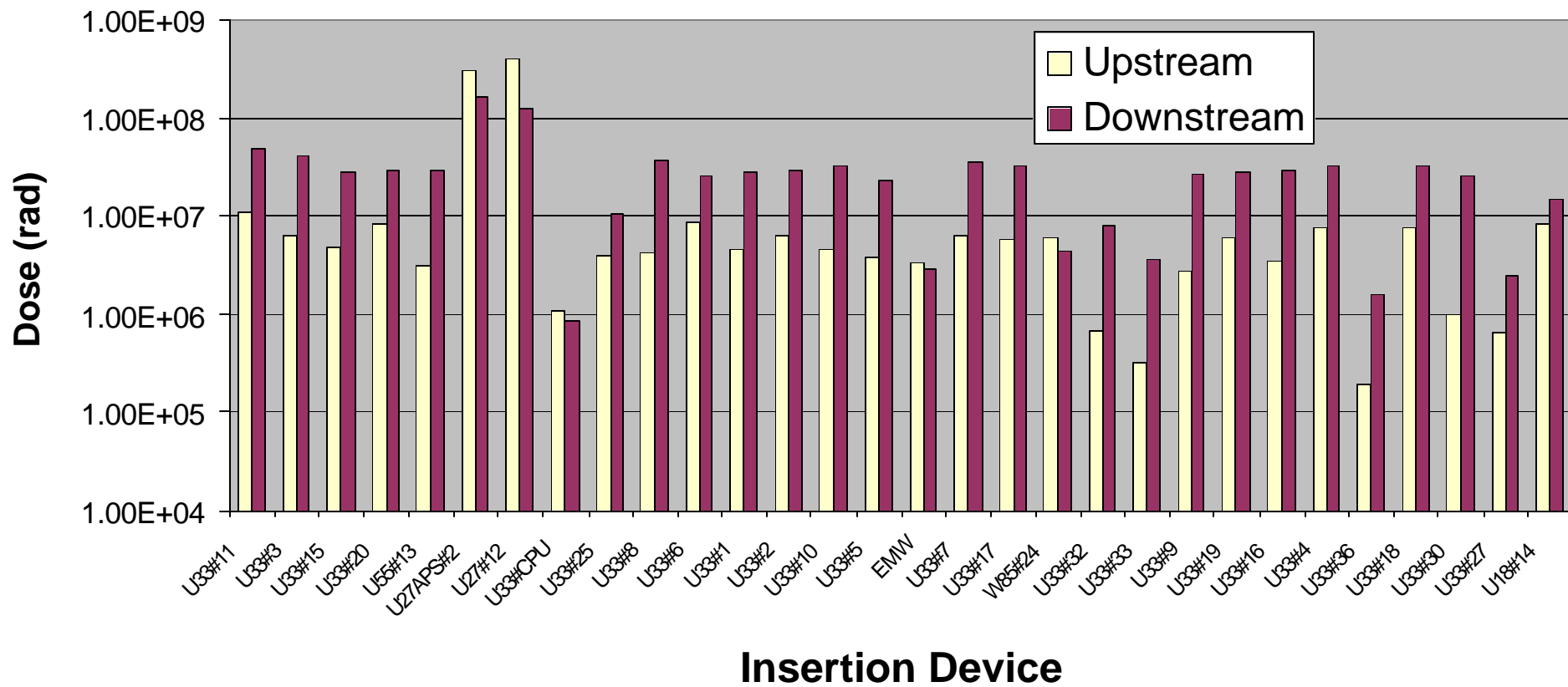
Absorbed Dose Per Insertion Device

Run 2000-4



Cumulative Insertion Device Dose

Run 1996-6 through Run 2001-4



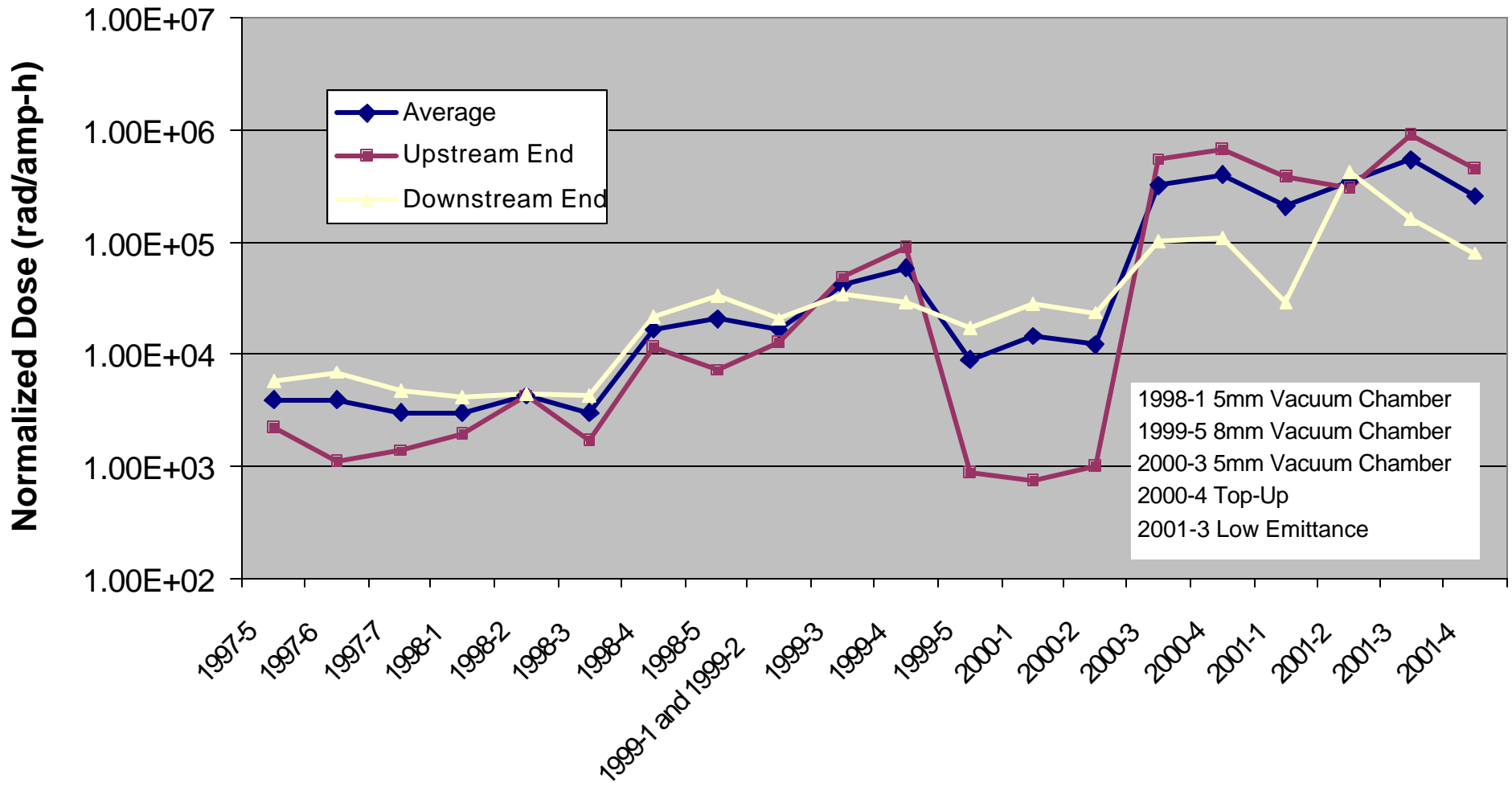
Total Insertion Device Dose

January 16, 2002

Run 1996-6 through Run 2001-4

ID Serial #	Sector	Upstream Dose (rad)	Downstream Dose (rad)	Average (rad)	
U33#11	1, 34, 32	1.10E+07	4.86E+07	2.98E+07	Beginning with Run 1997-5
U33#3	34, 1, 15	6.39E+06	4.00E+07	2.32E+07	Beginning with Run 1998-4
U33#15	15, 1	4.79E+06	2.74E+07	1.61E+07	Beginning with Run 1998-1
U33#20	2	8.51E+06	2.91E+07	1.88E+07	Beginning with Run 1997-5
U55#13	2	3.23E+06	2.87E+07	1.60E+07	Beginning with Run 1997-5
U27APS#2	3	3.06E+08	1.62E+08	2.34E+08	Beginning with Run 2000-3
U27#12	3	3.87E+08	1.24E+08	2.55E+08	Beginning with Run 1997-5
U33#CPU	4	1.07E+06	8.44E+05	9.59E+05	Beginning with Run 2001-2
U33#25	4	4.02E+06	1.05E+07	7.25E+06	Beginning with Run 1999-4
U33#8	5	4.13E+06	3.62E+07	2.02E+07	Beginning with Run 1997-5
U33#6	6	8.74E+06	2.57E+07	1.72E+07	Beginning with Run 1997-7
U33#1	7	4.54E+06	2.80E+07	1.63E+07	Beginning with Run 1997-5
U33#2	8	6.28E+06	2.93E+07	1.78E+07	Beginning with Run 1997-5
U33#10	9	4.62E+06	3.24E+07	1.85E+07	Beginning with Rub 1998-1
U33#5	10	3.83E+06	2.34E+07	1.36E+07	Beginning with Run 1997-6
EMW	11	3.25E+06	2.83E+06	3.04E+06	Beginning with Run 1996-7
U33#7	12	6.29E+06	3.55E+07	2.09E+07	Beginning with Run 1997-5
U33#17	13	5.70E+06	3.27E+07	1.92E+07	Beginning with Run 1997-5
W85#24	14	5.94E+06	4.42E+06	5.18E+06	Beginning with Run 1996-6
U33#32	14	6.87E+05	7.96E+06	4.32E+06	Beginning with Run 2000-4
U33#33	16	3.22E+05	3.60E+06	1.96E+06	Beginning with Run 2001-3
U33#9	17	2.75E+06	2.68E+07	1.48E+07	Beginning with Run 1997-5
U33#19	18	5.95E+06	2.76E+07	1.68E+07	Beginning with Run 1997-5
U33#16	19	3.52E+06	2.92E+07	1.64E+07	Beginning with Run 1997-5
U33#4	20	7.81E+06	3.15E+07	1.97E+07	Beginning with Run 1997-5
U33#36	31	1.92E+05	1.59E+06	8.89E+05	Beginning with Run 2001-4
U33#18	33	7.51E+06	3.27E+07	2.01E+07	Beginning with Run 1997-5
U33#30	34,22	1.01E+06	2.59E+07	1.35E+07	Beginning with Run 2000-2
U33#27	34	6.44E+05	2.45E+06	1.55E+06	Beginning with Run 2000-4
U18#14	35	8.30E+06	1.50E+07	1.16E+07	Beginning with Run 1997-2

Normalized Absorbed Dose Per Run for Sector 3 Downstream Insertion Device (Device U27#12)



Light Source Note 283

Cumulative Dose Data from 1996 – 1999

Addendum 1

Cumulative Dose Data through 2000

Addendum 2

Cumulative Dose Data through 2001